

| Noise Level Results at CM1 | | | | | | | | | | | | | L10 | | | | | | | | | | | | | | L10 | | | | | | | | | | | |
|------------------------------------------------------------------------------------------|-------|---------|-----------------|-------------|-------------|-------------|-------------|-------------|------------------|---------------------------------------------|-----------------------|--------------------------------------------|---------------------------------|----------------------------------|----------------------------------|-------------|-------------|-------------|-------------|-------------|-------------|-------------|-------------|-------------|-------------|-------------|-------------|-------------|------|------|------|------|------|--|--|--|--|--|
| Date | Time | Weather | Leq 5min, dB(A) | | | | | | Leq 30min, dB(A) | Leq 30min with free-field correction, dB(A) | Baseline Level, dB(A) | Construction Noise Level, Leq 30min, dB(A) | | Reading (1) | Reading (2) | Reading (3) | Reading (4) | Reading (5) | Reading (6) | Average L10 | Reading (1) | Reading (2) | Reading (3) | Reading (4) | Reading (5) | Reading (6) | Average L10 | | | | | | | | | | | |
| | | | Reading (1) | Reading (2) | Reading (3) | Reading (4) | Reading (5) | Reading (6) | | | | | | 55.2 | 52.4 | 53.9 | 54.9 | 53.8 | 53.4 | 54.0 | 63.6 | 65.8 | 60.8 | 60.4 | 59.3 | 57.5 | 61.0 | | | | | | | | | | | |
| 05-06-2025 | 9:30 | 10:00 | Cloudy | 56.5 | 56.1 | 57.3 | 57.7 | 56.9 | 57.7 | 60.1 | 58.7 | 54.6 | 54.9 | 53.2 | 53.3 | 52.2 | 52.3 | 53.4 | 52.7 | 52.9 | 53.4 | 58.1 | 59.7 | 58.7 | 59.8 | 60.2 | 61.0 | 59.7 | | | | | | | | | | |
| 11-06-2025 | 9:00 | 9:30 | Cloudy | 56.1 | 56.1 | 55.9 | 57.0 | 57.7 | 56.8 | | 58.7 | 52.0 | | 53.7 | 54.1 | 54.7 | 54.5 | 54.2 | 53.7 | 54.2 | | 57.1 | 56.3 | 61.1 | 60.6 | 59.7 | 60.0 | 59.5 | | | | | | | | | | |
| 17-06-2025 | 9:45 | 10:15 | Rainy | 55.5 | 55.2 | 57.2 | 57.3 | 56.4 | 56.6 | 56.4 | | 59.2 | | 53.8 | 52.8 | 53.6 | 52.8 | 53.3 | 53.9 | 53.4 | | 60.3 | 59.8 | 59.2 | 58.8 | 59.0 | 60.2 | 59.6 | | | | | | | | | | |
| 23-06-2025 | 9:05 | 9:35 | Sunny | 56.8 | 56.8 | 57.2 | 55.9 | 56.7 | 57.0 | 56.8 | | 59.7 | | 53.1 | Average Construction Noise Level | | | | | | | | | | | | | | | | | | | | | | | |
| | | | | | | | | | | Maximum Leq 30min, dB(A) | | | | | | | | | | | | | | | | | | | | | | | | | | | | |
| | | | | | | | | | | 62.0 | | | | | | | | | | | | | | | | | | | | | | | | | | | | |
| Noise Level Results at CM2 | | | | | | | | | | | | | L10 | | | | | | | | | | | | | | L10 | | | | | | | | | | | |
| Date | Time | Weather | Leq 5min, dB(A) | | | | | | Leq 30min, dB(A) | Leq 30min with free-field correction, dB(A) | Baseline Level, dB(A) | Construction Noise Level, Leq 30min, dB(A) | | Reading (1) | Reading (2) | Reading (3) | Reading (4) | Reading (5) | Reading (6) | Average L10 | | Reading (1) | Reading (2) | Reading (3) | Reading (4) | Reading (5) | Reading (6) | Average L10 | | | | | | | | | | |
| | | | Reading (1) | Reading (2) | Reading (3) | Reading (4) | Reading (5) | Reading (6) | | | | | | 62.1 | 61.3 | 62.3 | 59.3 | 60.0 | 60.6 | 61.1 | | 75.1 | 75.5 | 74.7 | 73.9 | 75.3 | 75.4 | 75.0 | | | | | | | | | | |
| 05-06-2025 | 10:48 | 11:18 | Cloudy | 68.6 | 68.4 | 69.5 | 67.4 | 67.5 | 67.8 | 68.1 | 71.1 | 70.1 | 71.1 | 61.7 | 62.4 | 62.4 | 62.4 | 61.5 | 61.1 | 61.9 | 61.9 | 73.8 | 74.5 | 74.7 | 73.8 | 74.2 | 73.8 | 74.1 | 74.3 | | | | | | | | | |
| 11-06-2025 | 9:35 | 10:05 | Cloudy | 68.8 | 69.4 | 69.7 | 68.6 | 70.0 | 69.8 | 69.4 | | 72.4 | | 65.5 | 64.4 | 60.4 | 63.0 | 61.5 | 63.7 | 63.4 | | 76.3 | 76.1 | 74.6 | 74.0 | 74.8 | 76.7 | 75.5 | | | | | | | | | | |
| 17-06-2025 | 10:30 | 11:00 | Rainy | 71.2 | 69.9 | 67.9 | 68.3 | 67.6 | 70.2 | 69.4 | | 72.4 | | 62.9 | 61.9 | 69.9 | 61.3 | 59.8 | 64.1 | 62.0 | | 74.5 | 75.0 | 76.0 | 73.4 | 72.7 | 73.6 | 74.3 | | | | | | | | | | |
| 23-06-2025 | 9:40 | 10:10 | Sunny | 70.9 | 68.2 | 68.5 | 69.4 | 67.6 | 67.9 | 68.9 | | 71.9 | | Average Construction Noise Level | | | | | | | | | | | | | | | | | | | | | | | | |
| | | | | | | | | | | Maximum Leq 30min, dB(A) | | | | | | | | | | | | | | | | | | | | | | | | | | | | |
| | | | | | | | | | | 72.4 | | | | | | | | | | | | | | | | | | | | | | | | | | | | |
| Noise Level Results at CM3 | | | | | | | | | | | | | L10 | | | | | | | | | | | | | | L10 | | | | | | | | | | | |
| Date | Time | Weather | Leq 5min, dB(A) | | | | | | Leq 30min, dB(A) | Leq 30min with free-field correction, dB(A) | Baseline Level, dB(A) | Construction Noise Level, Leq 30min, dB(A) | | Reading (1) | Reading (2) | Reading (3) | Reading (4) | Reading (5) | Reading (6) | Average L10 | | Reading (1) | Reading (2) | Reading (3) | Reading (4) | Reading (5) | Reading (6) | Average L10 | | | | | | | | | | |
| | | | Reading (1) | Reading (2) | Reading (3) | Reading (4) | Reading (5) | Reading (6) | | | | | | 62.7 | 57.9 | 55.4 | 60.1 | 59.3 | 62.2 | 60.3 | | 75.5 | 74.9 | 74.3 | 75.7 | 75.6 | 74.9 | 75.2 | | | | | | | | | | |
| 05-06-2025 | 10:13 | 10:43 | Cloudy | 69.2 | 67.9 | 66.4 | 68.5 | 68.3 | 68.2 | 68.1 | 71.1 | 71.5 | 71.5 | 62.7 | 57.9 | 55.4 | 60.1 | 59.3 | 62.2 | 60.3 | 60.3 | 74.7 | 74.6 | 76.4 | 77.1 | 75.2 | 76.6 | 75.9 | 76.0 | | | | | | | | | |
| 11-06-2025 | 10:10 | 10:40 | Cloudy | 68.1 | 68.3 | 66.3 | 66.0 | 67.4 | 67.9 | 67.3 | | 70.3 | | 63.2 | 62.7 | 65.1 | 64.8 | 58.9 | 62.4 | 63.3 | | 77.4 | 77.6 | 77.1 | 77.0 | 76.8 | 77.1 | 77.2 | | | | | | | | | | |
| 17-06-2025 | 9:30 | 10:00 | Rainy | 71.3 | 70.9 | 71.4 | 71.2 | 69.1 | 70.7 | 70.8 | | 73.8 | | 61.1 | 60.4 | 62.4 | 60.4 | 63.0 | 61.9 | 61.6 | | 74.5 | 75.0 | 77.4 | 76.2 | 76.7 | 75.5 | 76.0 | | | | | | | | | | |
| 23-06-2025 | 10:15 | 10:45 | Sunny | 69.5 | 69.2 | 69.2 | 67.9 | 69.3 | 67.3 | 68.6 | | 71.9 | | Average Construction Noise Level | | | | | | | | | | | | | | | | | | | | | | | | |
| | | | | | | | | | | Maximum Leq 30min, dB(A) | | | | | | | | | | | | | | | | | | | | | | | | | | | | |
| | | | | | | | | | | 73.8 | | | | | | | | | | | | | | | | | | | | | | | | | | | | |
| Noise Level Results at CM4a | | | | | | | | | | | | | L10 | | | | | | | | | | | | | | L10 | | | | | | | | | | | |
| Date | Time | Weather | Leq 5min, dB(A) | | | | | | Leq 30min, dB(A) | Leq 30min with free-field correction, dB(A) | Baseline Level, dB(A) | Construction Noise Level, Leq 30min, dB(A) | | Reading (1) | Reading (2) | Reading (3) | Reading (4) | Reading (5) | Reading (6) | Average L10 | | Reading (1) | Reading (2) | Reading (3) | Reading (4) | Reading (5) | Reading (6) | Average L10 | | | | | | | | | | |
| | | | Reading (1) | Reading (2) | Reading (3) | Reading (4) | Reading (5) | Reading (6) | | | | | | 54.3 | 55.2 | 51.9 | 53.4 | 51.0 | 49.8 | 53.0 | | 66.1 | 66.8 | 65.7 | 66.2 | 66.2 | 65.8 | 66.1 | | | | | | | | | | |
| 05-06-2025 | 11:30 | 12:00 | Cloudy | 60.0 | 61.3 | 58.8 | 60.1 | 58.5 | 58.5 | 59.7 | 75.0 | measured level < baseline level | 62.9 | 54.3 | 55.2 | 51.9 | 53.4 | 51.0 | 49.8 | 53.0 | 53.0 | 67.5 | 67.7 | 68.1 | 68.8 | 67.2 | 67.3 | 67.5 | 68.0 | | | | | | | | | |
| 11-06-2025 | 10:45 | 11:15 | Cloudy | 61.2 | 59.4 | 59.7 | 60.0 | 61.1 | 59.5 | 60.2 | | 75.0 | | 59.9 | 56.5 | 56.5 | 55.4 | 54.8 | 56.3 | 55.7 | | 65.0 | 66.1 | 65.4 | 65.3 | 65.5 | 66.6 | 66.9 | | | | | | | | | | |
| 17-06-2025 | 11:15 | 11:45 | Rainy | 59.0 | 59.2 | 60.3 | 59.1 | 59.7 | 60.8 | 59.7 | | 75.0 | | 51.8 | 51.4 | 50.5 | 52.2 | 53.4 | 51.7 | 53.3 | | 66.0 | 64.9 | 64.8 | 65.5 | 66.0 | 67.1 | 66.8 | | | | | | | | | | |
| 23-06-2025 | 10:50 | 11:20 | Sunny | 58.7 | 60.7 | 59.3 | 60.9 | 60.4 | 60.3 | 59.9 | | 62.9 | | Average Construction Noise Level | | | | | | | | | | | | | | | | | | | | | | | | |
| | | | | | | | | | | Maximum Leq 30min, dB(A) | | | | | | | | | | | | | | | | | | | | | | | | | | | | |
| | | | | | | | | | | 73.8 | | | | | | | | | | | | | | | | | | | | | | | | | | | | |
| Noise Level Results at CM10 | | | | | | | | | | | | | L10 | | | | | | | | | | | | | | L10 | | | | | | | | | | | |
| Date | Time | Weather | Leq 5min, dB(A) | | | | | | Leq 30min, dB(A) | Leq 30min with free-field correction, dB(A) | Baseline Level, dB(A) | Construction Noise Level, Leq 30min, dB(A) | | Reading (1) | Reading (2) | Reading (3) | Reading (4) | Reading (5) | Reading (6) | Average L10 | | Reading (1) | Reading (2) | Reading (3) | Reading (4) | Reading (5) | Reading (6) | Average L10 | | | | | | | | | | |
| | | | Reading (1) | Reading (2) | Reading (3) | Reading (4) | Reading (5) | Reading (6) | | | | | | 57.0 | 58.1 | 57.0 | 56.7 | 56.1 | 57.0 | 57.0 | | 63.3 | 64.1 | 63.5 | 63.0 | 63.4 | 64.0 | 63.6 | | | | | | | | | | |
| 05-06-2025 | 9:05 | 9:35 | Cloudy | 59.3 | 59.6 | 59.8 | 59.5 | 60.8 | 59.7 | 59.7 | - | 60.9 | measured level < baseline level | 48.2 | 60.4 | 59.9 | 60.0 | 59.8 | 62.8 | 60.3 | 60.5 | 60.5 | 69.1 | 67.6 | 67.6 | 69.1 | 68.8 | 67.3 | 68.3 | 68.3 | | | | | | | | |
| 11-06-2025 | 10:00 | 10:30 | Cloudy | 64.5 | 62.7 | 63.3 | 64.5 | 65.7 | 64.3 | 64.3 | | 61.6 | 57.0 | | 57.1 | 56.7 | 68.1 | 59.2 | 56.4 | 61.9 | 68.2 | | 67.8 | 68.2 | 68.2 | 67.6 | 67.0 | 67.8 | | | | | | | | | | |
| 17-06-2025 | 9:09 | 9:39 | Rainy | 63.9 | 61.2 | 62.6 | 63.3 | 63.1 | 62.6 | 62.6 | | 60.9 | 58.5 | 58.5 | 58.5 | 58.5 | 58.5 | 58.5 | 58.5 | 58.5 | 65.4 | 64.9 | 64.9 | 65.4 | 65.4 | 65.4 | 65.4 | 65.4 | | | | | | | | | | |
| 23-06-2025 | 9:29 | 9:59 | Sunny | 64.1 | 64.7 | 63.5 | 63.8 | 64.8 | 63.9 | 64.2 | | 60.9 | 61.9 | 61.9 | 61.9 | 61.9 | 61.9 | 61.9 | 61.9 | 62.2 | 62.2 | 62.2 | 62.2 | 62.2 | 62.2 | 62.2 | 62.2 | | | | | | | | | | | |
| | | | | | | | | | | Maximum Leq 30min, dB(A) | | | | | | | | | | | | | | | | | | | | | | | | | | | | |
| | | | | | | | | | | 64.2 | | | | | | | | | | | | | | | | | | | | | | | | | | | | |
| Noise Level Results at CM12 <th rowspan="3">L10</th> <th colspan="13"></th> <th>L10</th> | | | | | | | | | | | | | L10 | | | | | | | | | | | | | | L10 | | | | | | | | | | | |
| Date | Time | Weather | Leq 5min, dB(A) | | | | | | Leq 30min, dB(A) | Leq 30min with free-field correction, dB(A) | Baseline Level, dB(A) | Construction Noise Level, Leq 30min, dB(A) | | Reading (1) | Reading (2) | Reading (3) | Reading (4) | Reading (5) | Reading (6) | Average L10 | Reading (1) | Reading (2) | Reading (3) | Reading (4) | Reading (5) | Reading (6) | Average L10 | | | | | | | | | | | |
| | | | Reading (1) | Reading (2) | Reading (3) | Reading (4) | Reading (5) | Reading (6) | | | | | | 63.0 | 63.0 | 63.0 | 63.0 | 63.0 | 63.0 | 63.0 | 63.0 | 63.0 | 63.0 | 63.0 | 63.0 | 63.0 | 63.0 | 63.0 | 63.0 | 63.0 | 63.0 | 63.0 | 63.0 | | | | | |
| 05-06-2025 | 9:05 | 9:35 | Cloudy | 59.3 | 59.6 | 59.8 | 59.5 | 60.8 | 59.7 | 59.7 | - | 60.9 | measured level < baseline level | 48.2 | 60.4 | 59.9 | 60.0 | 59.8 | 62.8 | 60.3 | 60.5 | 60.5 | 69.1 | 67.6 | 67.6 | 69.1 | 68.8 | 67.3 | 68.3 | 68.3 | | | | | | | | |
| 11-06-2025 | 10:00 | 10:30 | Cloudy | 64.5 | 62.7 | 63.3 | 64.5 | 65.7 | 64.3 | 64.3 | | 61.6 | 57.0 | | 57.1 | 56.7 | 68.1 | 59.2 | 56.4 | 61.9 | 68.2 | | 67.8 | 68.2 | 68.2 | 67.6 | 67.0 | 67.8 | | | | | | | | | | |
| 17-06-2025 | 9:09 | 9:39 | Rainy | 63.9 | 61.2 | 62.6 | 63.3 | 63.1 | 62.6 | 62.6 | | 60.9 | 58.5 | 58.5 | 58.5 | 58.5 | 58.5 | 58.5 | 58.5 | 58.5 | 65.4 | 64.9 | 64.9 | 65.4 | 65.4 | 65.4 | 65.4 | 65.4 | | | | | | | | | | |
| 23-06-2025 | 9:29 | 9:59 | Sunny | 64.1 | 64.7 | 63.5 | 63.8 | 64.8 | 63.9 | 64.2 | | 60.9 | 61.9 | 61.9 | 61.9 | 61.9 | 61.9 | 61.9 | 61.9 | 62.2 | 62.2 | 62.2 | 62.2 | 62.2 | 62.2 | 62.2 | 62.2 | | | | | | | | | | | |
| | | | | | | | | | | Maximum Leq 30min, dB(A) | | | | | | | | | | | | | | | | | | | | | | | | | | | | |
| | | | | | | | | | | 64.2 | | | | | | | | | | | | | | | | | | | | | | | | | | | | |

Noise Level Results at CM13

| Date | Time | Weather | Leq 5min, dBA | | | | | | Leq 30min, dBA | Leq 30min with free-field correction, dBA | Baseline Level, dBA | Construction Noise Level, Leq 30min, dBA |
|----------------------------------|-------|---------|---------------|-------------|-------------|-------------|-------------|-------------|----------------|-------------------------------------------|---------------------|------------------------------------------|
| | | | Reading (1) | Reading (2) | Reading (3) | Reading (4) | Reading (5) | Reading (6) | | | | |
| 05-06-2023 | 9:50 | 10:20 | Cloudy | 49.3 | 50.3 | 50.2 | 51.7 | 50.3 | 50.3 | - | 54.4 | measured level ± baseline level |
| 11-06-2023 | 14:30 | 15:00 | Cloudy | 61.0 | 63.3 | 61.6 | 63.9 | 59.9 | 59.8 | - | 61.4 | 40.4 |
| 17-06-2023 | 9:40 | 10:15 | Rainy | 52.4 | 52.4 | 49.3 | 53.3 | 52.4 | 49.2 | - | 54.4 | measured level ± baseline level |
| 23-06-2023 | 16:11 | 16:41 | Sunny | 63.0 | 62.4 | 65.4 | 64.3 | 63.7 | 62.4 | - | 54.4 | measured level ± baseline level |
| Average Construction Noise Level | | | | | | | | | | | 53.9 | |

| Maximum Leq 30min, dBA | Minimum Leq 30min, dBA |
|------------------------|------------------------|
| 61.4 | 50.4 |

Noise Level Results at CM14

| Date | Time | Weather | Leq 5min, dBA | | | | | | Leq 30min, dBA | Leq 30min with free-field correction, dBA | Baseline Level, dBA | Construction Noise Level, Leq 30min, dBA |
|----------------------------------|-------|---------|---------------|-------------|-------------|-------------|-------------|-------------|----------------|-------------------------------------------|---------------------|------------------------------------------|
| | | | Reading (1) | Reading (2) | Reading (3) | Reading (4) | Reading (5) | Reading (6) | | | | |
| 05-06-2023 | 10:25 | 10:55 | Cloudy | 51.9 | 52.1 | 54.0 | 53.5 | 52.9 | 54.7 | - | 53.3 | 55.7 |
| 11-06-2023 | 16:10 | 16:40 | Cloudy | 54.7 | 54.1 | 54.3 | 55.1 | 53.2 | 55.6 | - | 47.4 | 57.2 |
| 17-06-2023 | 10:20 | 10:50 | Rainy | 51.5 | 51.0 | 55.3 | 53.2 | 53.2 | 53.6 | - | 52.4 | 54.6 |
| 23-06-2023 | 15:42 | 16:12 | Sunny | 53.1 | 51.4 | 53.8 | 53.2 | 54.0 | 50.6 | - | 52.9 | 55.9 |
| Average Construction Noise Level | | | | | | | | | | | 55.7 | |

| Maximum Leq 30min, dBA | Minimum Leq 30min, dBA |
|------------------------|------------------------|
| 57.6 | 55.4 |

Noise Level Results at CM15a

| Date | Time | Weather | Leq 5min, dBA | | | | | | Leq 30min, dBA | Leq 30min with free-field correction, dBA | Baseline Level, dBA | Construction Noise Level, Leq 30min, dBA |
|----------------------------------|-------|---------|---------------|-------------|-------------|-------------|-------------|-------------|----------------|-------------------------------------------|---------------------|------------------------------------------|
| | | | Reading (1) | Reading (2) | Reading (3) | Reading (4) | Reading (5) | Reading (6) | | | | |
| 05-06-2023 | 11:00 | 11:30 | Cloudy | 61.5 | 59.5 | 59.8 | 62.4 | 61.2 | 62.0 | - | 64.2 | measured level ± baseline level |
| 11-06-2023 | 13:30 | 14:00 | Cloudy | 59.0 | 70.9 | 65.7 | 59.9 | 66.6 | 65.5 | - | 64.7 | 67.9 |
| 17-06-2023 | 10:55 | 11:25 | Rainy | 62.9 | 63.0 | 64.2 | 64.9 | 63.3 | 64.3 | - | 66.8 | 64.7 |
| 23-06-2023 | 15:10 | 15:40 | Sunny | 65.0 | 65.4 | 65.3 | 66.5 | 65.1 | 66.3 | - | 66.6 | 64.7 |
| Average Construction Noise Level | | | | | | | | | | | 65.2 | |

| Maximum Leq 30min, dBA | Minimum Leq 30min, dBA |
|------------------------|------------------------|
| 69.4 | 64.2 |

Noise Level Results at CM16

| Date | Time | Weather | Leq 5min, dBA | | | | | | Leq 30min, dBA | Leq 30min with free-field correction, dBA | Baseline Level, dBA | Construction Noise Level, Leq 30min, dBA |
|----------------------------------|-------|---------|---------------|-------------|-------------|-------------|-------------|-------------|----------------|-------------------------------------------|---------------------|------------------------------------------|
| | | | Reading (1) | Reading (2) | Reading (3) | Reading (4) | Reading (5) | Reading (6) | | | | |
| 05-06-2023 | 13:48 | 14:18 | Cloudy | 62.0 | 61.2 | 60.7 | 62.2 | 61.0 | 62.9 | - | 71.9 | measured level ± baseline level |
| 11-06-2023 | 11:30 | 12:00 | Cloudy | 61.6 | 59.9 | 60.1 | 62.5 | 62.6 | 60.9 | - | 71.9 | measured level ± baseline level |
| 17-06-2023 | 13:15 | 13:45 | Rainy | 61.6 | 61.9 | 62.1 | 62.8 | 61.4 | 60.8 | - | 71.9 | measured level ± baseline level |
| 23-06-2023 | 11:35 | 12:05 | Sunny | 60.5 | 62.1 | 61.4 | 61.3 | 61.9 | 62.5 | - | 71.9 | measured level ± baseline level |
| Average Construction Noise Level | | | | | | | | | | | 61.7 | |

| Maximum Leq 30min, dBA | Minimum Leq 30min, dBA |
|------------------------|------------------------|
| 61.8 | 61.4 |

Noise Level Results at CM18

| Date | Time | Weather | Leq 5min, dBA | | | | | | Leq 30min, dBA | Leq 30min with free-field correction, dBA | Baseline Level, dBA | Construction Noise Level, Leq 30min, dBA |
|----------------------------------|-------|---------|---------------|-------------|-------------|-------------|-------------|-------------|----------------|-------------------------------------------|---------------------|------------------------------------------|
| | | | Reading (1) | Reading (2) | Reading (3) | Reading (4) | Reading (5) | Reading (6) | | | | |
| 05-06-2023 | 11:35 | 12:05 | Cloudy | 55.9 | 55.8 | 56.2 | 55.2 | 56.7 | 54.1 | - | 56.6 | 54.6 |
| 11-06-2023 | 11:30 | 12:00 | Cloudy | 52.5 | 53.4 | 53.4 | 54.3 | 52.9 | 58.0 | - | 56.6 | 52.3 |
| 17-06-2023 | 13:05 | 13:35 | Rainy | 56.8 | 54.2 | 53.1 | 53.7 | 55.3 | 54.8 | - | 56.6 | 51.7 |
| 23-06-2023 | 14:35 | 15:05 | Sunny | 54.9 | 54.7 | 54.7 | 57.2 | 54.1 | 54.0 | - | 56.6 | 52.7 |
| Average Construction Noise Level | | | | | | | | | | | 52.8 | |

| Maximum Leq 30min, dBA | Minimum Leq 30min, dBA |
|------------------------|------------------------|
| 58.7 | 57.8 |

Noise Level Results at CM20

| Date | Time | Weather | Leq 5min, dBA | | | | | | Leq 30min, dBA | Leq 30min with free-field correction, dBA | Baseline Level, dBA | Construction Noise Level, Leq 30min, dBA |
|----------------------------------|-------|---------|---------------|-------------|-------------|-------------|-------------|-------------|----------------|-------------------------------------------|---------------------|------------------------------------------|
| | | | Reading (1) | Reading (2) | Reading (3) | Reading (4) | Reading (5) | Reading (6) | | | | |
| 05-06-2023 | 13:05 | 13:35 | Cloudy | 54.8 | 54.7 | 54.8 | 54.2 | 54.3 | 54.2 | - | 57.8 | measured level ± baseline level |
| 11-06-2023 | 10:45 | 11:15 | Cloudy | 54.1 | 51.3 | 55.7 | 56.9 | 57.1 | 56.6 | - | 57.8 | 55.4 |
| 17-06-2023 | 13:50 | 14:20 | Rainy | 55.8 | 56.3 | 56.2 | 57.1 | 55.9 | 54.8 | - | 57.8 | 52.2 |
| 23-06-2023 | 10:35 | 11:05 | Sunny | 51.4 | 52.2 | 52.2 | 50.6 | 51.2 | 50.4 | - | 54.4 | measured level ± baseline level |
| Average Construction Noise Level | | | | | | | | | | | 53.9 | |

| Maximum Leq 30min, dBA | Minimum Leq 30min, dBA |
|------------------------|------------------------|
| 58.9 | 54.4 |

| Reading (1) | Reading (2) | Reading (3) | Reading (4) | Reading (5) | Reading (6) | Average L10 | L10 | Reading (1) | Reading (2) | Reading (3) | Reading (4) | Reading (5) | Reading (6) | Average L10 |
|-------------|-------------|-------------|-------------|-------------|-------------|-------------|-----|-------------|-------------|-------------|-------------|-------------|-------------|-------------|
| | | | | | | | | | | | | | | |
| 46.9 | 46.9 | 47.1 | 46.4 | 46.5 | 46.3 | 46.7 | - | 53.2 | 52.3 | 53.8 | 54 | 53.3 | 52.6 | 53.2 |
| 55.1 | 51.8 | 50.5 | 53.9 | 48.5 | 49.2 | 51.0 | - | 65.2 | 66.5 | 65.7 | 64.3 | 67.7 | 69.3 | 64.2 |
| 49.5 | 49.0 | 47.0 | 46.3 | 49.9 | 46.9 | 47.3 | - | 55.1 | 55.4 | 56.6 | 56.9 | 55.7 | 54.5 | 55.8 |
| 51.6 | 51.7 | 52.7 | 52.7 | 52.4 | 51.8 | 52.2 | - | 54.8 | 53.3 | 59.4 | 56.4 | 55.0 | 53.2 | 55.9 |

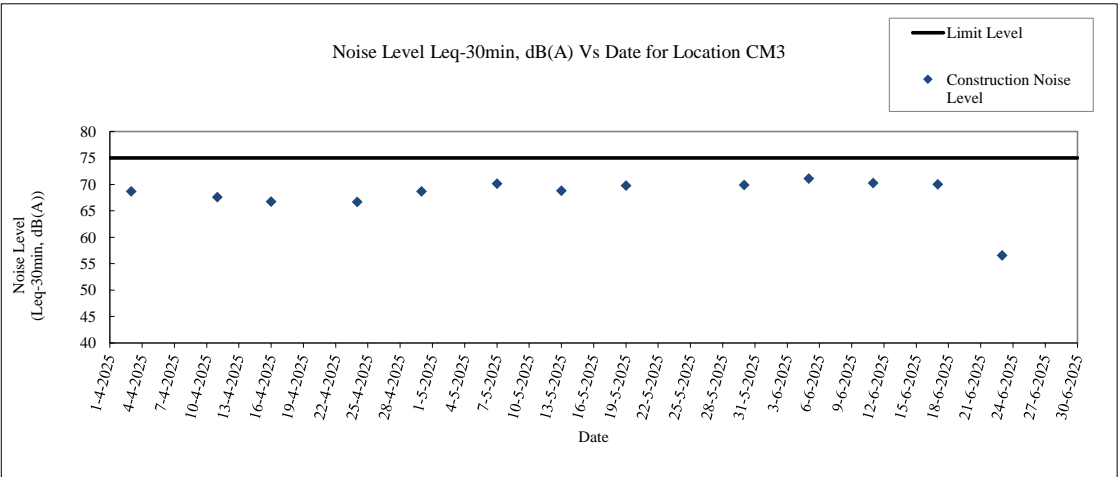
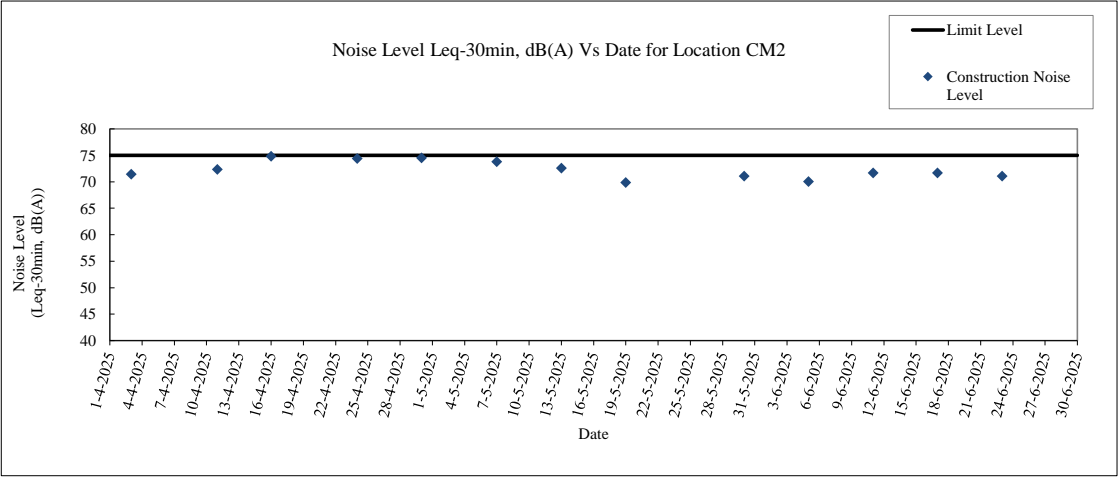
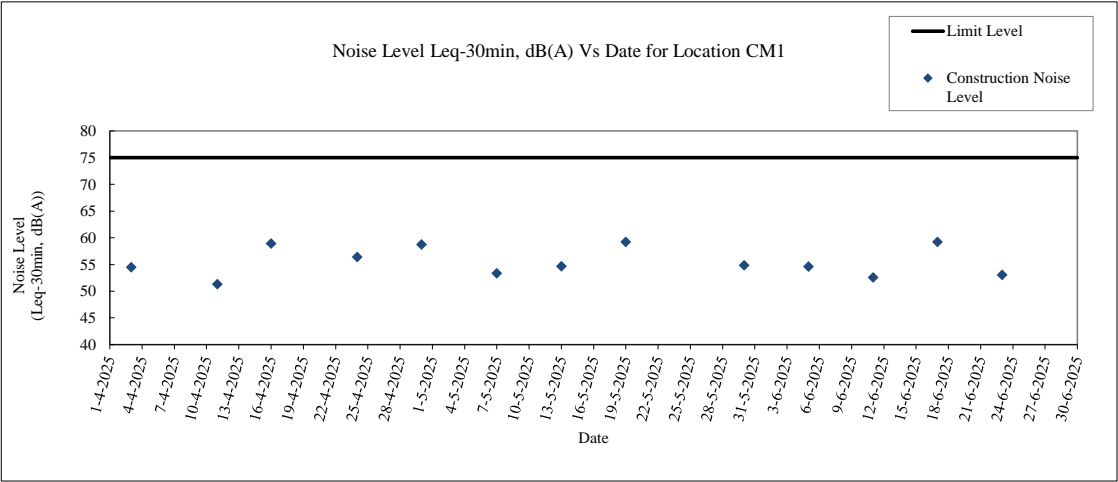
| Reading (1) | Reading (2) | Reading (3) | Reading (4) | Reading (5) | Reading (6) | Average L10 | L10 | Reading (1) | Reading (2) | Reading (3) | Reading (4) | Reading (5) | Reading (6) | Average L10 |
|-------------|-------------|-------------|-------------|-------------|-------------|-------------|-----|-------------|-------------|-------------|-------------|-------------|-------------|-------------|
| | | | | | | | | | | | | | | |
| 47.8 | 47.8 | 46.2 | 48.5 | 48.0 | 46.4 | 47.5 | - | 55.9 | 56.1 | 57.5 | 57.2 | 54.8 | 57 | 56.5 |
| 51.9 | 51.1 | 51.2 | 56.8 | 50.2 | 51.5 | 51.2 | - | 57.5 | 58.5 | 57.2 | 59.4 | 58.2 | 62.2 | 59.0 |
| 49.3 | 49.1 | 48.8 | 47.4 | 46.7 | 48.9 | 48.3 | - | 57.6 | 58.2 | 58.5 | 57.7 | 57.4 | 57.9 | 57.9 |
| 48.9 | 48.4 | 48.5 | 48.9 | 48.9 | 47.8 | 48.7 | - | 58.1 | 56.8 | 60.2 | 59.0 | 61.2 | 55.3 | 58.9 |

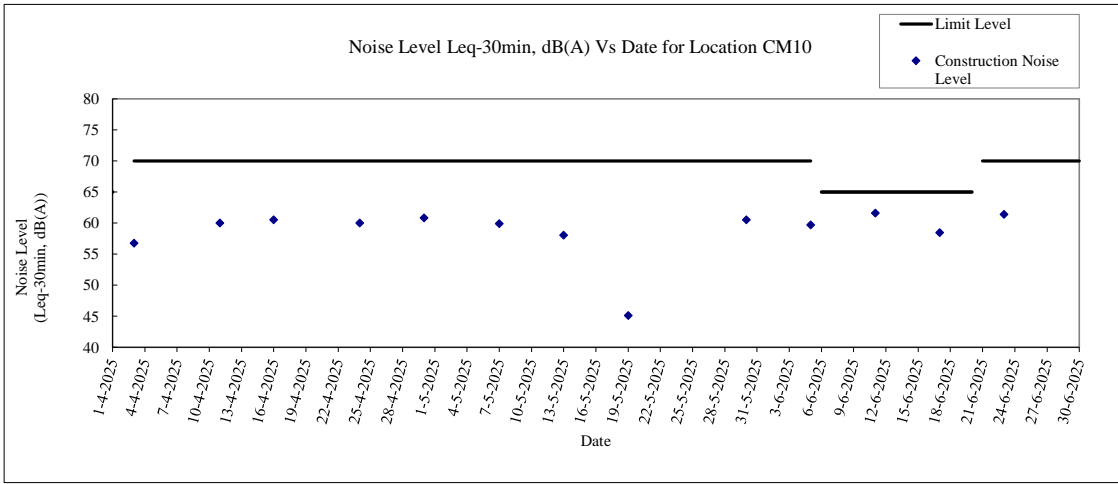
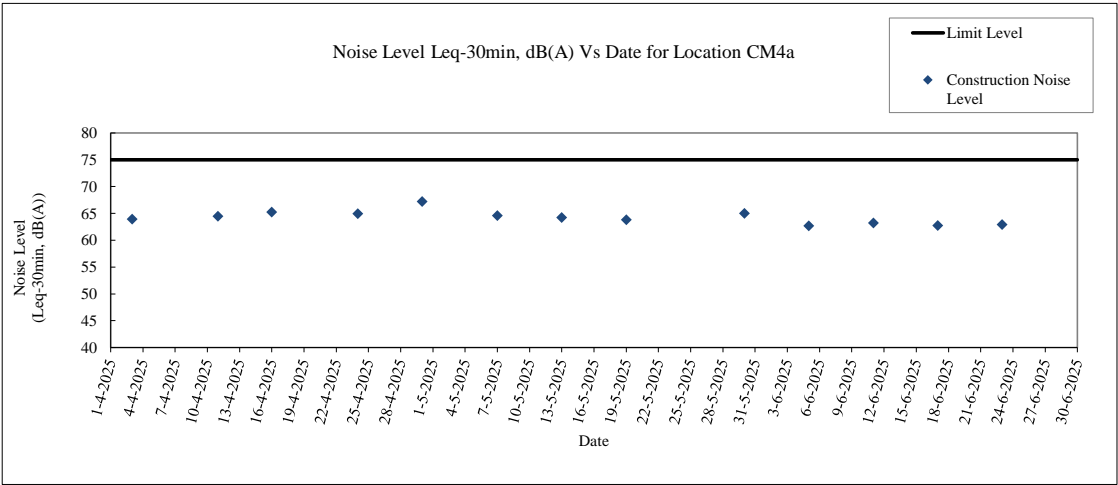
| Reading (1) | Reading (2) | Reading (3) | Reading (4) | Reading (5) | Reading (6) | Average L10 | L10 | Reading (1) | Reading (2) | Reading (3) | Reading (4) | Reading (5) | Reading (6) | Average L10 |
|-------------|-------------|-------------|-------------|-------------|-------------|-------------|-----|-------------|-------------|-------------|-------------|-------------|-------------|-------------|
| | | | | | | | | | | | | | | |
| 55.6 | 49.9 | 50.8 | 50.4 | 50.9 | 49.8 | 50.4 | - | 67.8 | 69.3 | 69.1 | 67.5 | 67.1 | 67.0 | 68.1 |
| 55.1 | 63.4 | 59.8 | 54.9 | 59.2 | 60.1 | 59.7 | - | 62.8 | 79.1 | 75.7 | 68.6 | 72.2 | 74.0 | 74.6 |
| 56.0 | 52.6 | 52.9 | 54.0 | 52.2 | 52.2 | 53.5 | - | 67.8 | 68.7 | 67.4 | 68.2 | 68.3 | 69.5 | 68.3 |
| 63.1 | 63.5 | 63.2 | 63.9 | 63.7 | 63.9 | 63.6 | - | 69.3 | 68.7 | 69.3 | 71.9 | 68.2 | 71.2 | 70.0 |

| Reading (1) | Reading (2) | Reading (3) | Reading (4) | Reading (5) | Reading (6) | Average L10 | L10 | Reading (1) | Reading (2) | Reading (3) | Reading (4) | Reading (5) | Reading (6) | Average L10 |
|-------------|-------------|-------------|-------------|-------------|-------------|-------------|-----|-------------|-------------|-------------|-------------|-------------|-------------|-------------|
| | | | | | | | | | | | | | | |
| 59.0 | 58.0 | 58.4 | 59.4 | 58.5 | 58.7 | 58.7 | - | 66.4 | 65.9 | 63.5 | 66.8 | 64.3 | 68.7 | 66.1 |
| 59.4 | 58.9 | 59.7 | 59.4 | 58.7 | 58.4 | 59.1 | - | 65.8 | 65.8 | 64.3 | 66.7 | 66.3 | 65.5 | 65.9 |
| 58.7 | 59.4 | 59.5 | 59.9 | 58.2 | 58.4 | 59.1 | - | 65.6 | 64.9 | 65.9 | 67.2 | 64.9 | 64.8 | 65.6 |
| 58.2 | 59.1 | 59.5 | 58.6 | 59.1 | 58.5 | 58.9 | - | 66.0 | 65.5 | 65.3 | 65.8 | 66.2 | 64.9 | 65.6 |

| Reading (1) | Reading (2) | Reading (3) | Reading (4) | Reading (5) | Reading (6) | Average L10 | L10 | Reading (1) | Reading (2) | Reading (3) | Reading (4) | Reading (5) | Reading (6) | Average L10 |
|-------------|-------------|-------------|-------------|-------------|-------------|-------------|-----|-------------|-------------|-------------|-------------|-------------|-------------|-------------|
| | | | | | | | | | | | | | | |
| 55.7 | 49.7 | 49.8 | 50.5 | 51.2 | 49.0 | 50.2 | - | 59.1 | 59.6 | 59.1 | 58.5 | 59.4 | 59.2 | 59.2 |
| 49.3 | 50.3 | 51.1 | 50.4 | 49.9 | 51.2 | 50.4 | - | 59.3 | 64.0 | 59.0 | 59.2 | 55.2 | 67.0 | 62.2 |
| 50.3 | 51.2 | 47.0 | 49.9 | 50.3 | 48.9 | 49.8 | - | 60.5 | 60.4 | 59.6 | 61.5 | 61.4 | 61.3 | 60.8 |
| 49.2 | 49.2 | 48.5 | 50.0 | 47.9 | 49.2 | 49.0 | - | 61.3 | 61.0 | 61.2 | 66.0 | 62.1 | 60.4 | 62.5 |

| L10 | Reading (1) | Reading (2) | Reading (3) | Reading (4) | Reading (5) | Reading (6) | Average L10 | L10 | Reading (1) | Reading (2) | Reading (3) | Reading (4) | Reading (5) | Reading (6) | Average L10 |
|-----|-------------|-------------|-------------|-------------|-------------|-------------|-------------|-----|-------------|-------------|-------------|-------------|-------------|-------------|-------------|
| | 50.8 | 50.9 | 50.5 | 51.5 | 50.7 | 51.0 | 50.9 | | 62.2 | 62.4 | 61.6 | 61.8 | 60.8 | 60.7 | 61.6 |
| | 51.2 | 51.4 | 52.1 | 52.2 | 51.9 | 53.1 | 52.4 | | 61.2 | 61.9 | 69.1 | 62.4 | 63.7 | 65.6 | 63.9 |
| | 51.8 | 51.4 | 50.1 | 51.0 | 49.9 | 51.4 | 51.0 | | 60.7 | 62.0 | 60.6 | 60.1 | 59.7 | 62.1 | 61.6 |
| | 49.8 | 50.2 | 49.3 | 49.7 | 49.7 | 49.3 | 49.7 | | 53.8 | 56.5 | 57.6 | 51.4 | 52.4 | 51.9 | 54.6 |





Note:

As three of the monitoring dates (11, 17 and 23 June 2025) fell within the exam period of the school, the limit level of noise monitoring of the monitoring dates were set to be 65 dB(A), while the limit level of noise monitoring of the other monitoring dates were remained as 70 dB(A).

