



Noise Level Results at CM1																																																																										
Date	Time		Weather	Leq-5min, dB(A)							Leq-30min, dB(A)	Leq-30min with free-field correction, dB(A)	Baseline Level, dB(A)	Construction Noise Level, Leq-30min, dB(A)																																																												
				Reading (1)	Reading (2)	Reading (3)	Reading (4)	Reading (5)	Reading (6)																																																																	
05/03/2025	9:11	-	9:41	Cloudy	55.4	56.8	56.3	55.7	54.8	56.1	55.9	58.9	58.7	45.4	L90																																																											
11/03/2025	10:25	-	10:55	Cloudy	58.2	57.9	55.8	55.8	58.9	54.6	57.1	60.1	58.7	54.6																L10																																												
20/03/2025	10:11	-	10:41	Sunny	57.3	56.8	56.1	57.2	57.8	58.1	57.3	60.3	58.7	55.1																																																												
26/03/2025	11:00	-	11:30	Sunny	56.4	56.5	54.1	52.9	63.4	54.1	58.0	61.0	57.1	50.1																																																												
Average Construction Noise Level														53.0																																																												

Noise Level Results at CM2																														
Date	Time		Weather	Leq-5min, dB(A)							Leq-30min, dB(A)	Leq-30min with free-field correction, dB(A)	Baseline Level, dB(A)	Construction Noise Level, Leq-30min, dB(A)							L90	L10								
				Reading (1)	Reading (2)	Reading (3)	Reading (4)	Reading (5)	Reading (6)	Reading (7)				Reading (1)	Reading (2)	Reading (3)	Reading (4)	Reading (5)	Reading (6)	Average L90			Reading (1)	Reading (2)	Reading (3)	Reading (4)	Reading (5)	Reading (6)	Average L10	
05/03/2025	9:50	-	10:20	Cloudy	70.3	70.6	70.6	71.0	71.6	70.2	70.7	73.7	64.2	73.2	60.6	61.8	61.3	60.7	60.2	60.8	60.9			74.3	73.1	73.8	74.2	74.2	74.6	74.1
11/03/2025	11:47	-	12:17	Cloudy	71.4	70.9	70.4	69.3	70.5	70.2	70.5	73.5	64.2	73.0	58.9	61.6	60.8	57.7	57.3	61.9	60.1			74.8	74.3	73.0	73.9	74.2	73.6	74.0
20/03/2025	10:59	-	11:29	Sunny	71.6	70.8	70.5	71.2	70.5	71.3	71.0	74.0	64.2	73.5	61.2	60.4	61.5	61.6	60.1	60.4	60.9			74.1	74.6	73.8	74.2	74.3	74.8	74.3
26/03/2025	12:30	-	13:00	Sunny	71.9	71.5	70.4	71.3	70.7	72.0	71.3	74.3	64.2	73.9	60.8	61.2	61.2	61.7	61.2	63.2	61.6			75.7	75.5	73.8	74.4	74.2	76.0	75.0
														Average Construction Noise Level																
														Maximum Leq-30min, dB(A)													Minimum Leq-30min, dB(A)			
														74.3													73.5			

Noise Level Results at CM3																												
Date	Time		Weather	Leq-5min, dB(A)							Leq-30min, dB(A)	Leq-30min with free-field correction, dB(A)	Baseline Level, dB(A)	Construction Noise Level, Leq-30min, dB(A)														
				Reading (1)	Reading (2)	Reading (3)	Reading (4)	Reading (5)	Reading (6)								Reading (1)	Reading (2)	Reading (3)	Reading (4)	Reading (5)	Reading (6)	Average L90	Reading (1)	Reading (2)	Reading (3)	Reading (4)	Reading (5)
05/03/2025	10:23	-	10:53	Cloudy	64.9	63.7	63.5	63.6	64.3	64.8	64.2	67.2	71.5	measured level ≤ baseline level	51.2	50.7	51.6	51.4	51.3	51.7	51.3	68.6	67.1	68.3	67.8	68.9	67.5	68.1
11/03/2025	11:08	-	11:38	Cloudy	68.3	69.4	66.5	71.3	70.9	68.6	69.5	72.5	65.4	55.2	51.9	51.2	56.5	56.4	57.7	55.4	72.6	71.1	69.9	75.8	75.3	72.7	73.4	
20/03/2025	11:40	-	12:10	Sunny	68.2	68.4	67.1	67.6	69.2	67.6	68.1	71.1	measured level ≤ baseline level	54.2	53.3	52.6	53.6	53.1	52.7	53.3	71.3	72.6	72.9	73.2	74.3	74.1	73.2	
26/03/2025	11:30	-	12:00	Sunny	69.3	69.3	69.4	69.6	67.9	68.2	69.0	72.0	62.3	52.1	56.5	55.2	56.9	58.4	52.8	55.9	73.2	73.8	73.7	74.1	71.0	72.2	73.1	
														Average Construction Noise Level														
														Maximum Leq-30min, dB(A)													Minimum Leq-30min, dB(A)	
														72.5													67.2	

Noise Level Results at CM4a														L90															L10														
Date	Time		Weather	Leq-5min, dB(A)						Leq-30min, dB(A)	Leq-30min with free-field correction, dB(A)	Baseline Level, dB(A)	Construction Noise Level, Leq-30min, dB(A)		Reading (1)	Reading (2)	Reading (3)	Reading (4)	Reading (5)	Reading (6)	Average L90		Reading (1)	Reading (2)	Reading (3)	Reading (4)	Reading (5)	Reading (6)		Average L10													
				Reading (1)	Reading (2)	Reading (3)	Reading (4)	Reading (5)	Reading (6)																																		
05/03/2025	10:59	-	11:29	Cloudy	63.8	64.2	63.3	63.1	64.5	63.5	63.8	66.8	75.0	measured level ≤ baseline level	52.2	54.2	52.3	52.8	53.4	54.1	53.2	68.1	68.2	67.5	67.3	67.5	67.8	67.7															
11/03/2025	13:09	-	13:39	Cloudy	69.6	61.3	61.3	61.7	63.1	61.8	64.5	67.5	75.0	measured level ≤ baseline level	54.6	56.0	55.6	56.3	55.9	55.8	55.7	74.0	64.2	64.1	64.6	65.6	64.8	68.2															
20/03/2025	13:36	-	14:06	Sunny	62.3	63.1	62.7	62.8	63.5	64.2	63.1	66.1	75.0	measured level ≤ baseline level	53.2	54.8	54.9	54.3	53.4	53.8	54.1	67.3	66.8	66.6	67.2	66.2	67.2	66.9															
26/03/2025	13:30	-	14:00	Sunny	62.9	61.7	61.6	63.0	60.5	62.7	62.2	66.2	75.0	measured level ≤ baseline level	56.1	53.3	53.2	51.7	49.9	54.9	53.6	66.2	65.1	65.9	63.7	66.2	67.0	65.8															
														Average Construction Noise Level																													



Noise Level Results at CM13

Date	Time			Weather	Leq-5min, dB(A)						Leq-30min, dB(A)	Leq-30min with free-field correction, dB(A)	Baseline Level, dB(A)	Construction Noise Level, Leq-30min, dB(A)	L90								L10							
					Reading (1)	Reading (2)	Reading (3)	Reading (4)	Reading (5)	Reading (6)						Reading (1)	Reading (2)	Reading (3)	Reading (4)	Reading (5)	Reading (6)	Average L90		Reading (1)	Reading (2)	Reading (3)	Reading (4)	Reading (5)	Reading (6)	Average L10
05/03/2025	15:45	-	16:15	Cloudy	53.1	53.5	52.6	52.4	51.8	53.0	52.8	-	54.4	measured level ≤ baseline level		48.8	48.4	46.5	45.6	46.2	46.9	47.2		55.9	56.2	55.8	56.0	55.0	56.7	56.0
11/03/2025	10:10	-	10:40	Cloudy	51.3	51.8	52.1	51.4	50.9	51.7	51.6	-	54.4	measured level ≤ baseline level		45.3	44.8	45.6	45.7	45.2	44.8	45.2		54.6	55.3	54.8	54.7	55.3	54.9	54.9
20/03/2025	15:10	-	15:40	Sunny	52.2	53.9	52.2	54.7	52.8	49.3	52.8	-	54.4	measured level ≤ baseline level		44.3	44.9	46.7	46.4	45.9	45.7	45.7		56.1	55.2	53.2	55.2	53.6	51.7	54.4
26/03/2025	10:59	-	11:29	Sunny	51.6	52.0	52.3	51.8	52.6	53.1	52.3	-	54.4	measured level ≤ baseline level		45.2	45.6	45.6	45.8	45.8	45.9	45.7		56.6	56.4	57.2	56.5	55.1	58.2	56.8
Average Construction Noise Level														52.3																
Maximum Leq-30min, dB(A)												Minimum Leq-30min, dB(A)																		
52.8												51.6																		

Noise Level Results at CM14

Date	Time			Weather	Leq-5min, dB(A)						Leq-30min, dB(A)	Leq-30min with free-field correction, dB(A)	Baseline Level, dB(A)	Construction Noise Level, Leq-30min, dB(A)	L90								L10									
					Reading (1)	Reading (2)	Reading (3)	Reading (4)	Reading (5)	Reading (6)						Reading (1)	Reading (2)	Reading (3)	Reading (4)	Reading (5)	Reading (6)	Average L90		Reading (1)	Reading (2)	Reading (3)	Reading (4)	Reading (5)	Reading (6)	Average L10		
05/03/2025	15:10	-	15:40	Cloudy	55.9	53.2	53.3	56.4	57.5	54.0	55.4	58.4	47.4	58.0		46.2	46.8	46.0	47.8	48.4	46.9	47.1		58.1	55.1	55.7	59.1	61.6	56.6	58.5		
11/03/2025	10:52	-	11:22	Cloudy	54.3	54.2	54.2	54.1	54.8	54.0	54.3	57.3	47.4	56.8		45.2	45.6	45.8	45.1	46.0	45.8	45.6		56.8	57.8	57.6	57.5	56.8	57.2	57.3		
20/03/2025	14:35	-	15:05	Sunny	54.8	53.4	59.4	58.3	53.4	53.4	56.2	59.2	47.4	58.9		45.5	45.6	44.1	45.0	44.5	44.6	44.9		56.9	56.9	58.4	61.2	56.9	56.7	58.2		
26/03/2025	11:32	-	12:02	Sunny	55.2	55.4	54.8	54.3	53.8	53.5	54.6	57.6	47.4	57.1		45.6	45.8	46.2	46.2	45.8	46.6	46.0		58.6	57.3	57.9	58.1	58.6	57.5	58.0		
Average Construction Noise Level														57.7																		
Maximum Leq-30min, dB(A)												Minimum Leq-30min, dB(A)																				
59.2												57.3																				

Noise Level Results at CM15a

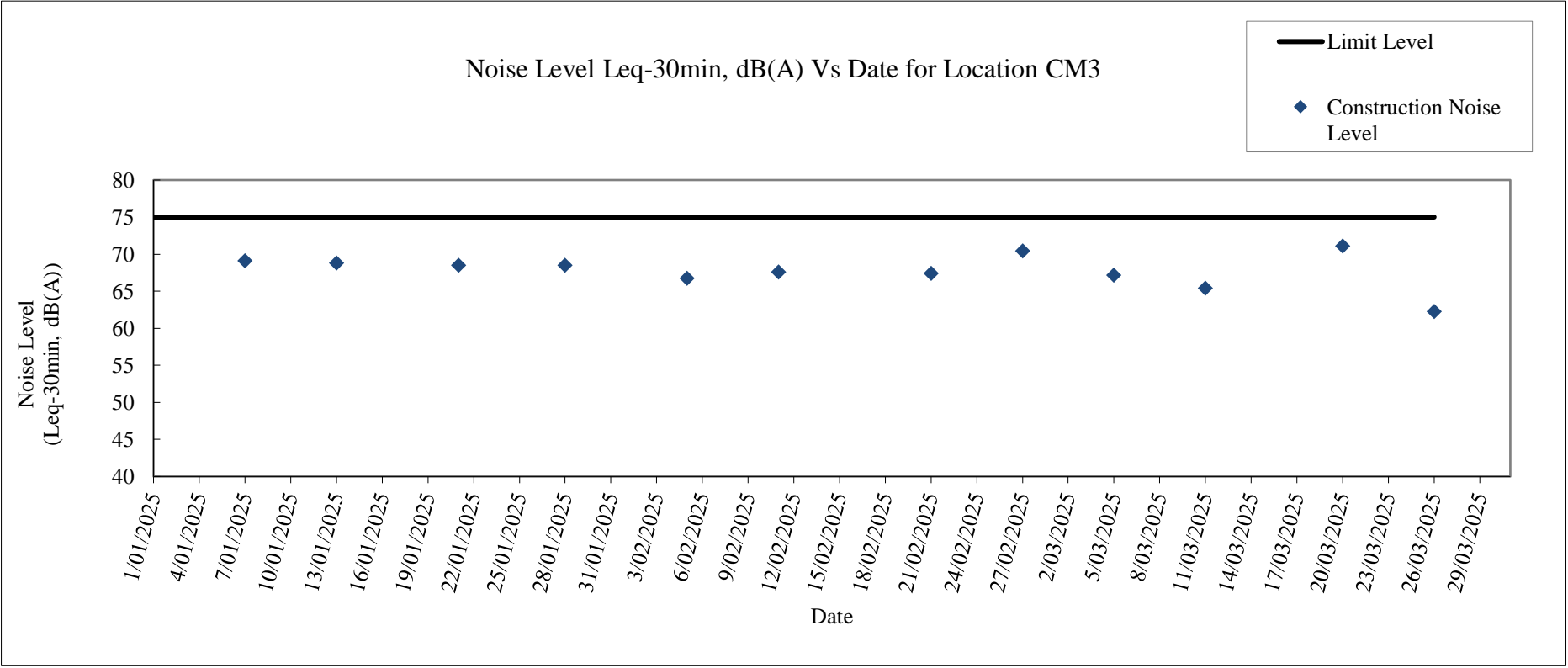
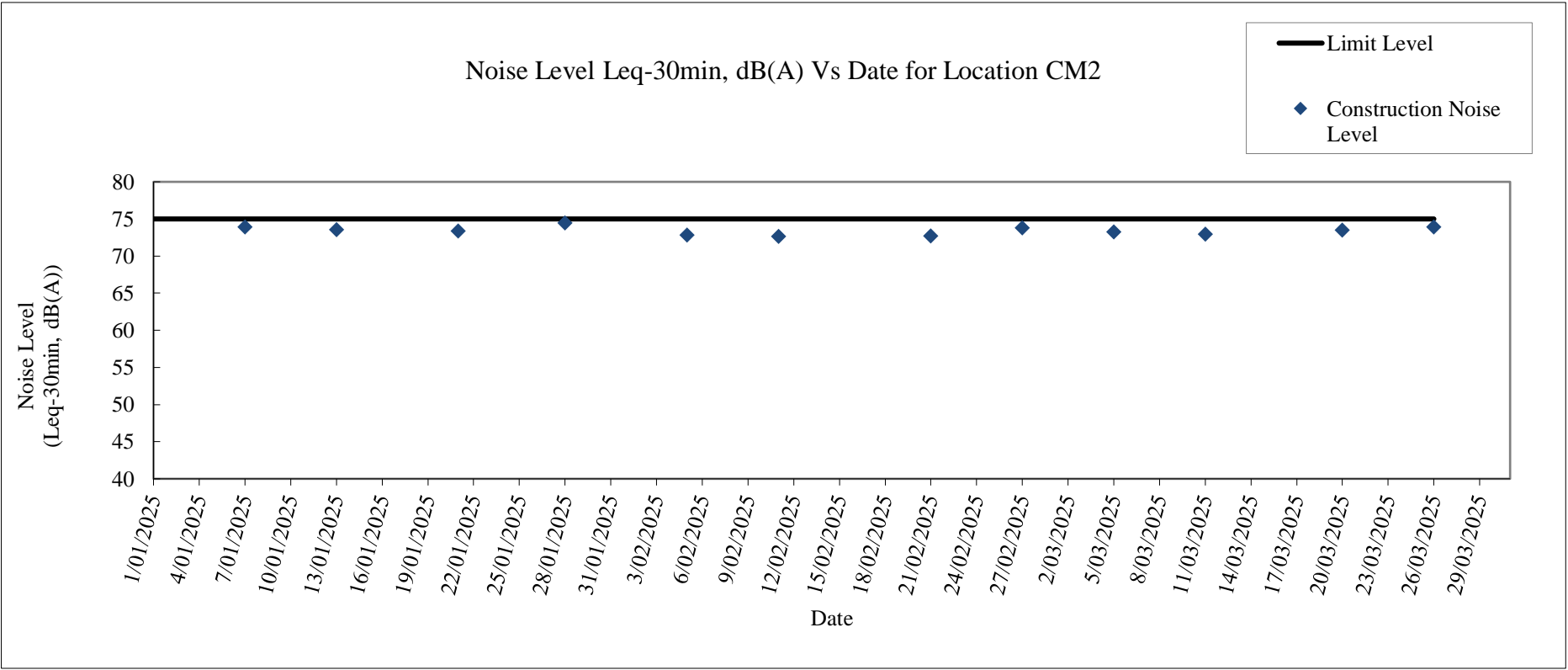
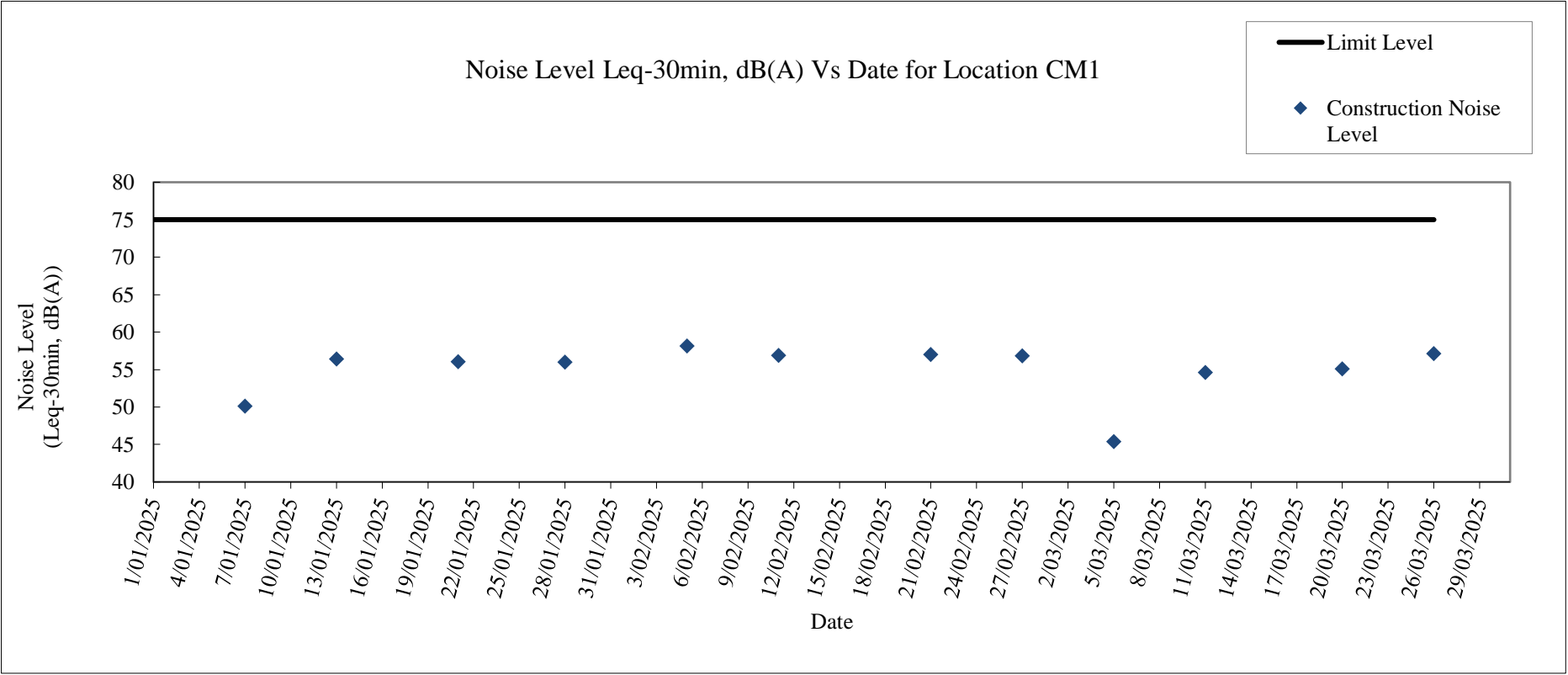
Date	Time			Weather	Leq-5min, dB(A)						Leq-30min, dB(A)	Leq-30min with free-field correction, dB(A)	Baseline Level, dB(A)	Construction Noise Level, Leq-30min, dB(A)	L90								L10																
					Reading (1)	Reading (2)	Reading (3)	Reading (4)	Reading (5)	Reading (6)						Reading (1)	Reading (2)	Reading (3)	Reading (4)	Reading (5)	Reading (6)	Average L90		Reading (1)	Reading (2)	Reading (3)	Reading (4)	Reading (5)	Reading (6)	Average L10									
05/03/2025	14:35	-	15:05	Cloudy	70.2	69.8	69.2	67.8	64.9	72.5	69.6	72.6	64.7	71.9		48.9	49.6	49.5	49.8	47.7	53.2	50.2		74.1	73.0	72.6	71.5	64.5	75.2	72.8									
11/03/2025	11:38	-	12:08	Cloudy	69.2	70.3	70.6	71.2	70.5	69.6	70.3	73.3	64.7	72.6		50.1	50.6	49.7	49.5	50.6	50.7	50.2		74.2	74.3	73.6	73.6	74.0	74.2	74.0									
20/03/2025	14:01	-	14:31	Sunny	64.0	67.1	67	70.4	67.6	67.5	67.7	70.7	64.7	69.4		46.0	47.5	46.6	51.1	49.6	49.6	48.8		67.4	70.7	70.6	74.0	71.0	71.0	71.2									
26/03/2025	12:03	-	12:33	Sunny	68.3	67.5	69.3	66.2	67.4	67.1	68.0	71.0	64.7	69.9		48.5	49.2	50.7	50.4	48.6	48.2	49.4		74.3	73.6	73.8	74.1	73.5	73.6	73.8									
Average Construction Noise Level														70.9																									
Maximum Leq-30min, dB(A)												Minimum Leq-30min, dB(A)																											
73.3												70.7																											

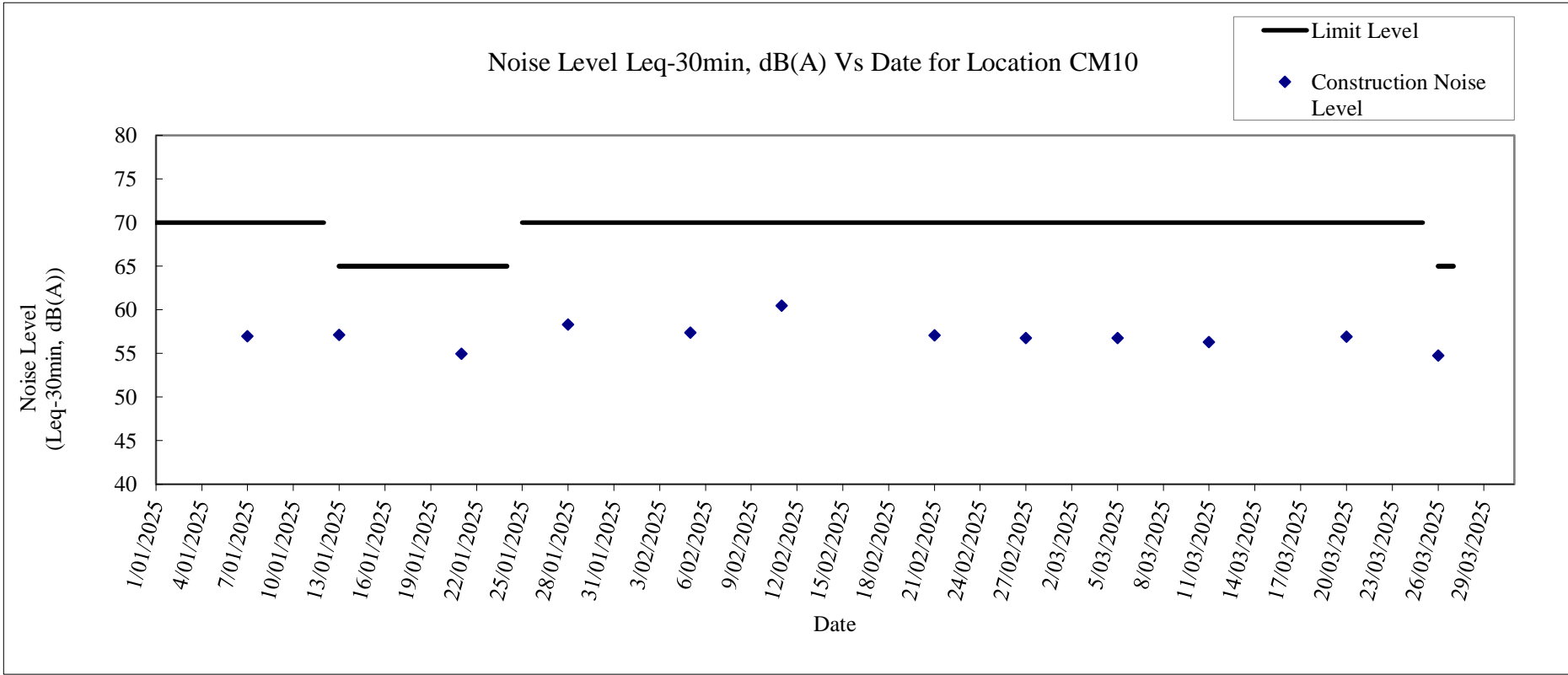
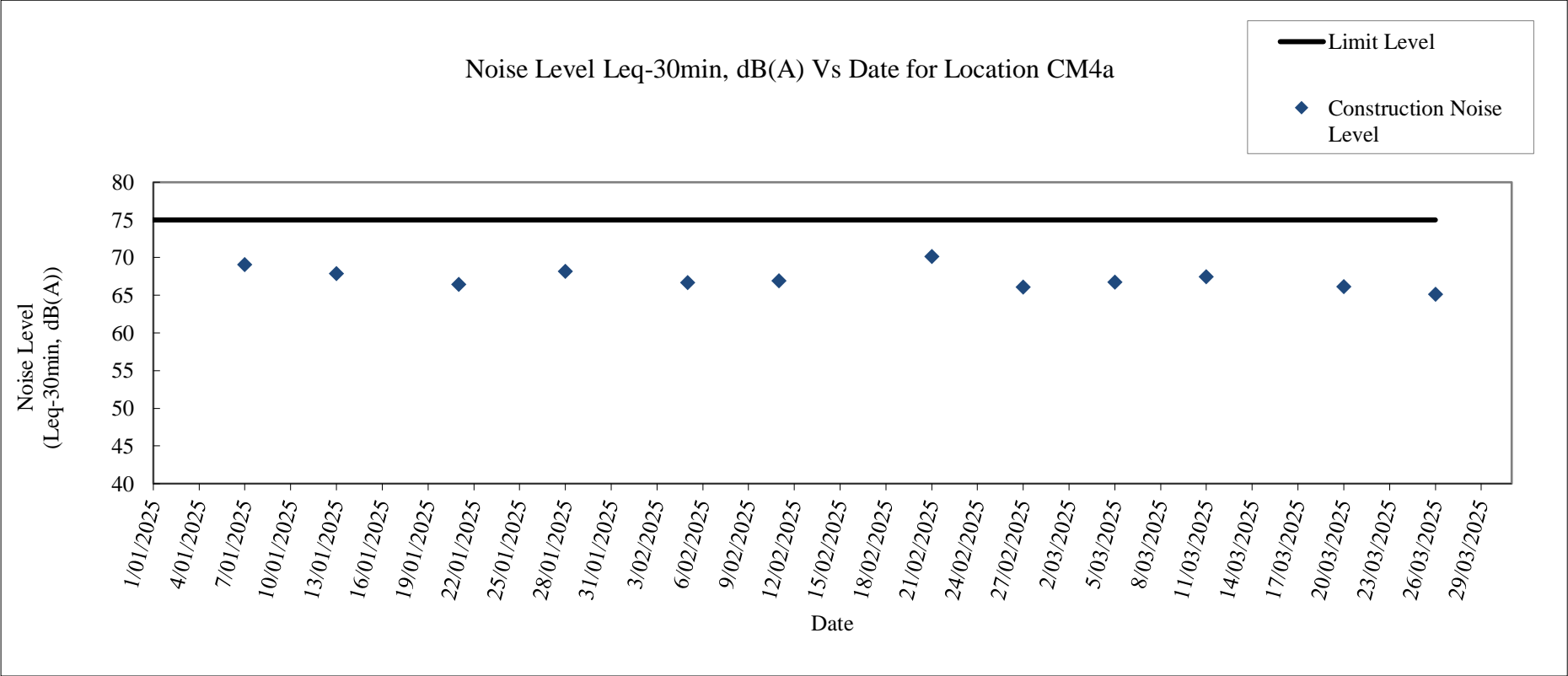
Noise Level Results at CM16

Date	Time			Weather	Leq-5min, dB(A)						Leq-30min, dB(A)	Leq-30min with free-field correction, dB(A)	Baseline Level, dB(A)	Construction Noise Level, Leq-30min, dB(A)	L90								L10							
					Reading (1)	Reading (2)	Reading (3)	Reading (4)	Reading (5)	Reading (6)						Reading (1)	Reading (2)	Reading (3)	Reading (4)	Reading (5)	Reading (6)	Average L90		Reading (1)	Reading (2)	Reading (3)	Reading (4)	Reading (5)	Reading (6)	Average L10
05/03/2025	11:40	-	12:10	Cloudy	60.1	61.3	60.8	61.4	61.8	61.3	61.1	-	71.9	measured level ≤ baseline level		55.1	55.7	54.8	55.3	55.6	55.3	55.3		63.6	64.8	63.1	63.7	62.4	62.8	63.5
11/03/2025	14:13	-	14:43	Cloudy	58.5	58.5	58.5	58.5	59.6	59.8	58.9	-	71.9	measured level ≤ baseline level		55.6	55.6	56.0	55.6	56.3	56.4	55.9		60.6	60.6	60.3	55.6	56.3	56.4	58.8
20/03/2025	14:50	-	15:20	Sunny	60.4	59.6	59.7	60.0	60.3	62.1	60.4	-	71.9	measured level ≤ baseline level		55.3	55.6	55.7	54.8	56.1	56.4	55.7		64.6	64.8	65.2	65.7	64.2	66.0	65.1
26/03/2025	14:30	-	15:00	Sunny	61.7	69.1	60.3	68.5	61.9	63.9	65.6	-	71.9	measured level ≤ baseline level		58.4	58.4	57.9	58.7	57.9	59.2	58.4		64.1	64.2	62.0	65.1	64.4	66.3	64.5
Average Construction Noise Level														61.5																
Maximum Leq-30min, dB(A)												Minimum Leq-30min, dB(A)																		
65.6												58.9																		

Noise Level Results at CM18

Date	Time			Weather	Leq-5min, dB(A)						Leq-30min, dB(A)	Leq-30min with free-field correction, dB(A)	Baseline Level, dB(A)	Construction Noise Level, Leq-30min, dB(A)	L90								L10										
					Reading (1)	Reading (2)	Reading (3)	Reading (4)	Reading (5)	Reading (6)						Reading (1)	Reading (2)	Reading (3)	Reading (4)	Reading (5)	Reading (6)	Average L90		Reading (1)	Reading (2)	Reading (3)	Reading (4)	Reading (5)	Reading (6)	Average L10			
05/03/2025	13:40	-	14:10	Cloudy	62.8	63.4	61.1	62.3	61.7	61.8	62.2	65.2	56.6	64.6		44.3	44.8	44.7	45.1	44	44.9	44.6		65.1	64.7	65.2	63.8	64.5	64.3	64.6			
11/03/2025	14:00	-	14:30	Cloudy	68.5	63.7	65.5	66.2	54.9	55.7	64.7	67.7	56.6	67.4		45.5	43.4	43.8	45.8	45.7	45.0	45.0		69.9	60.9	64.8	65.0	57.3	56.6	64.8			
20/03/2025	13:25	-	13:55	Sunny	63.6	56.2	49.3	50.8	55.9	52.5	57.6	60.6	56.6	58.5		45.2	42.1	42.5	43.3	43.2	45.3	43.8		67.5	56.5	50.9	51.0	54.0	55.5	60.6			
26/03/2025	15:36	-	16:06	Sunny	60.5	56.6	54.3	55.2	54.3	55.0	56.6	59.6	56.6	58.6		44.6	44.8	43.6	45.5	45.4	46.2	45.1		67.8	65.3	65.1	62.3	63.7	64.2	65.1			
														Average Construction Noise Level		61.8																	
														Maximum Leq-30min, dB(A)		Minimum Leq-30min, dB(A)																	
														67.7		59.6																	





Note:

As three of the monitoring dates (13 January 2025, 21 January 2025 and 26 March 2025) fell within the exam period of the school, the limit level of noise monitoring of these three monitoring dates was set to be 65 dB(A), while the limit level of noise monitoring of the other monitoring dates were remained as 70 dB(A).

